



**Govt. Rajmata Vijaya Raje Sindhiya Kanya Mahavidyalaya  
Kawardha, Dist-Kabirdham(Chhattisgarh)**

Email:- [rvrsgirlscollegekwd@gmail.com](mailto:rvrsgirlscollegekwd@gmail.com)

website:- <http://www.rvrsgirlscollegekawardha.ac.in>

**Internal Quality Assurance Cell (IQAC)**

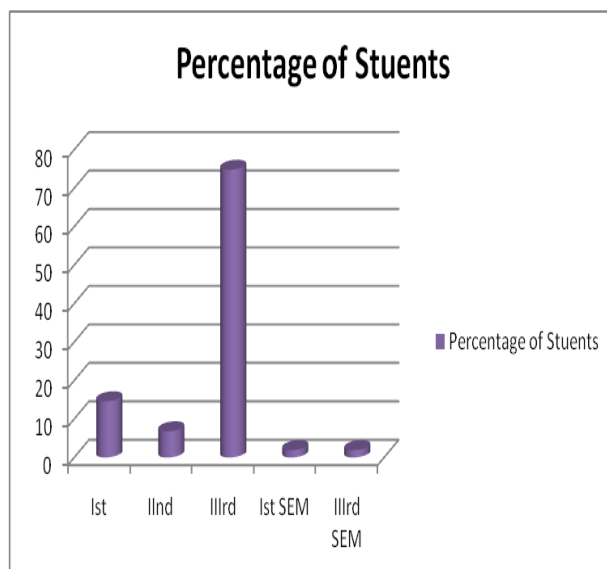
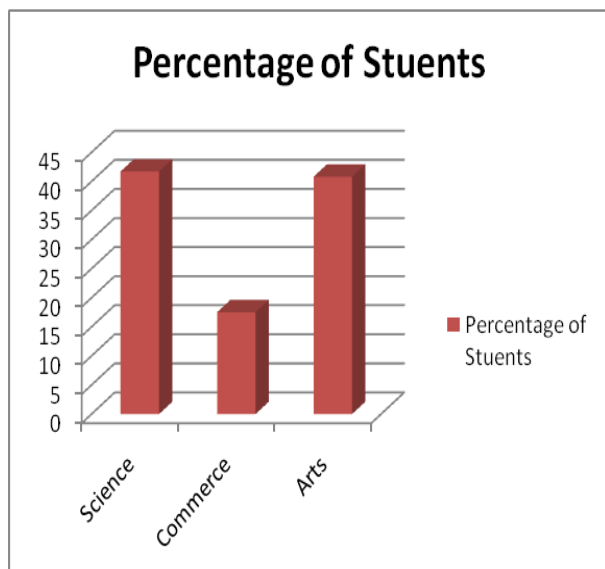
**Report of Analysis of Feedback on On Curriculum, Course,  
Teaching-Learning and Evaluation  
Collected From Different Stakeholders**

**Session 2022-23**

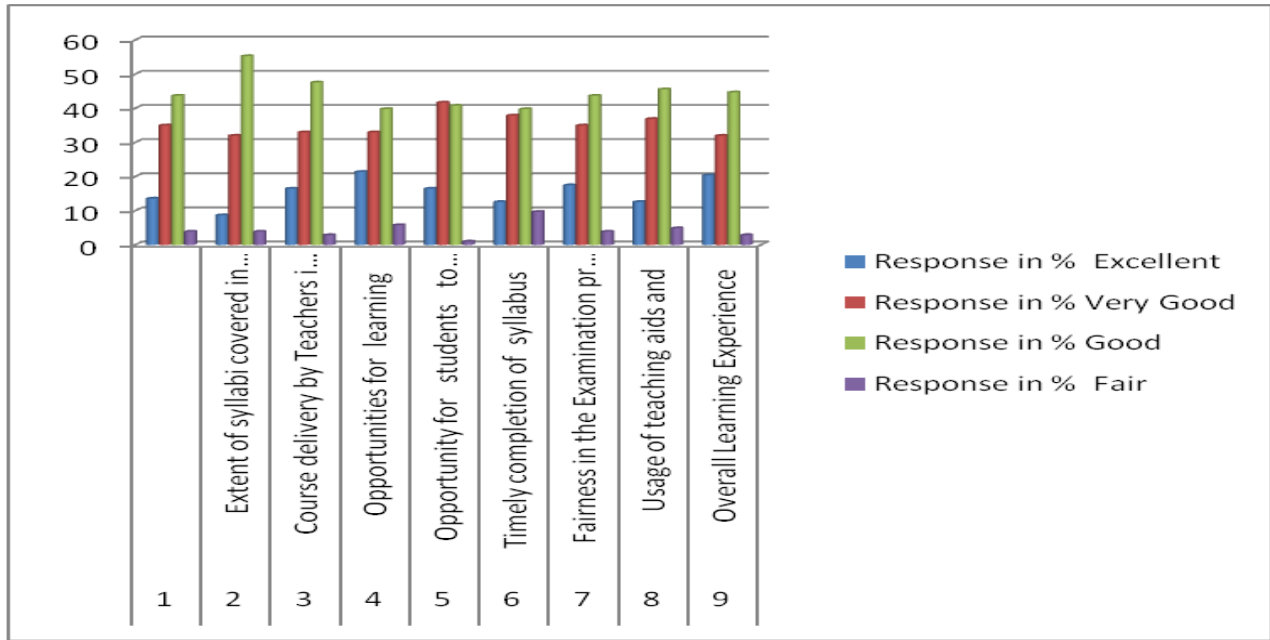
**Students Feedback:**

The students are the most important stakeholders of Higher Education systems. The interest and participation of students at all levels in both internal quality assurance and external quality assurance have to play a central role. From the current academic year the college has started online feedback system. We have collected online feedback from our undergraduate Post Graduate and PGDCA students of all the four stream i.e. Biology, Mathematics, Commerce and Arts. A four point scale feedback form having nine questions / parameters on the curriculum is development. Google form's link <https://forms.gle/Jz4ZnJkLHTi15nt88> was circulated online on different whatsapp group of students of different classes. We have received total 103 student's online feedback on the syllabus of the various programmes designed by the IQAC of Govt .Rajmata Vijaya Raje Sindhiya Kanya Mahavidyalaya, Kawardha.

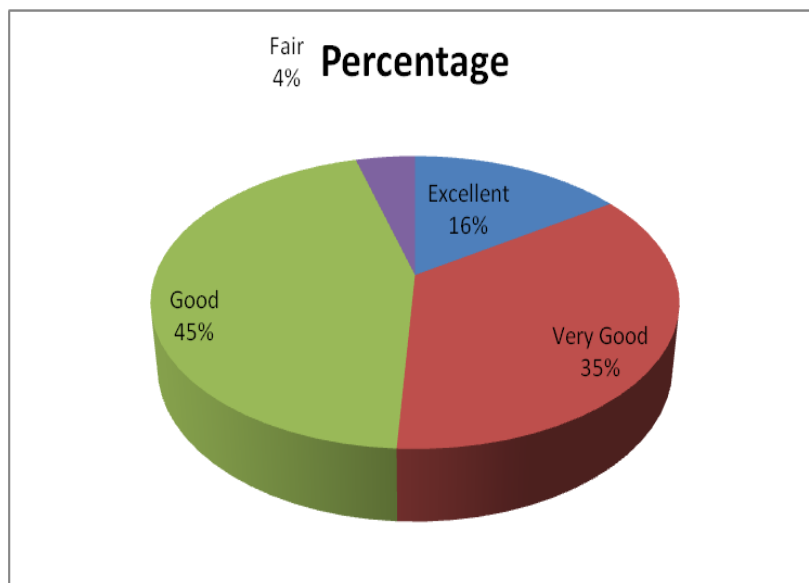
A total of 103 responses were collected of which 14.6 percent 1<sup>st</sup> year students, 6.8 percent II<sup>nd</sup> year students and 74.8 percent students from III<sup>rd</sup> year 1.9 percent from I<sup>st</sup> Semester and 1.9 percent from II<sup>nd</sup> Semester were participated. Stream wise analysis projects that of the total responses 41.7 % submitted by science stream students, 40.8 % by Arts stream students and 17.5 % by commerce stream students.



| Question No. | Curriculum Evaluation Points  | Response in % |           |      |      |
|--------------|---|---------------|-----------|------|------|
|              |   | Excellent     | Very Good | Good | Fair |
| 1            | Curriculum and Syllabi of the Courses.  | 13.6          | 35.0      | 43.7 | 3.9  |
| 2            | Extent of syllabi covered in the Class.   | 8.7           | 32.0      | 55.3 | 3.9  |
| 3            | Course delivery by Teachers in the class.   | 16.5          | 33.0      | 47.6 | 2.9  |
| 4            | Opportunities for learning<br>(Guest lectures, seminars, workshop ,value added programs, conferences, competitions) | 21.4          | 33.0      | 39.8 | 5.8  |
| 5            | Opportunity for students to complete their practical work and project work  | 16.5          | 41.7      | 40.8 | 1.0  |
| 6            | Timely completion of syllabus   | 12.6          | 37.9      | 39.8 | 9.7  |
| 7            | Fairness in the Examination processes (unit test, quarterly, half yearly, pre-final Examination )                   | 17.5          | 35.0      | 43.7 | 3.9  |
| 8            | Usage of teaching aids and ICT in the class by Teachers to facilitate teaching                                      | 12.6          | 36.9      | 45.6 | 4.9  |
| 9            | Overall Learning Experience   | 20.4          | 32.0      | 44.7 | 2.9  |



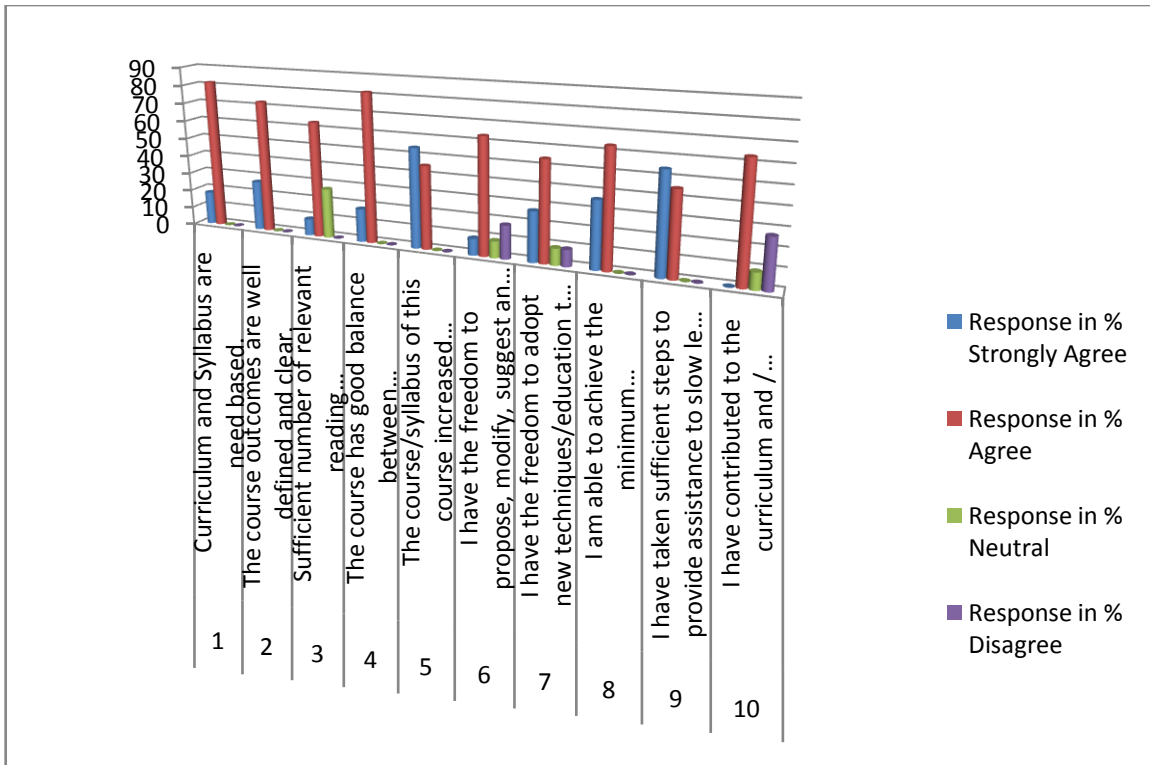
*On an average 15.53 % students marked Excellent , 35.16 % marked Very Good ,44.55% marked Good and 4.32 % marked Fair for different parameters on the current syllabus to check the satisfaction level of the students of the various programmes designed by the Hemchand Yadav Vishwavidyalaya, Durg. It shows the downfall of satisfaction percentage of students on Curriculum.*



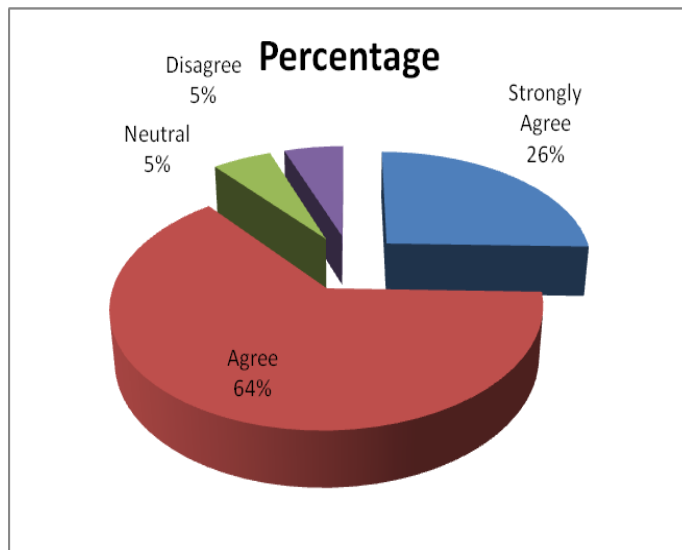
**Teachers Feedback:**

The college is affiliated to the Hemchand Yadaw Vishwavidyalaya , Durg and follows the prescribed curriculum. Still online feedback on curriculum is taken by the IQAC regarding suggestions on improvement of the syllabus. We have received responses from 11 teachers among which 36.4% from Arts, 9.1% from Commerce, 45.5% from Science(Bio) and 9.1% from Science(Maths) faculty. feedback on the curriculum have been analyzed.

| Q.No. | Curriculum Evaluation Points  | Response in %  |       |         |          |
|-------|---|----------------|-------|---------|----------|
|       |   | Strongly Agree | Agree | Neutral | Disagree |
| 1.    | Curriculum and Syllabus are need based.   | 18.2           | 81.8  | NIL     | NIL      |
| 2.    | The course outcomes are well defined and clear.   | 27.3           | 72.7  | NIL     | NIL      |
| 3.    | Sufficient number of relevant reading materials and digital resources are available in the Library.             | 9.1            | 63.6  | 27.3    | NIL      |
| 4.    | The course has good balance between theory and application.   | 18.2           | 81.8  | NIL     | NIL      |
| 5.    | The course/syllabus of this course increased my knowledge and perspective in the subject area.                  | 54.5           | 45.4  | NIL     | NIL      |
| 6.    | I have the freedom to propose, modify, suggest and incorporate new topics in the syllabus through proper forum. | 9.1            | 63.6  | 9.1     | 18.2     |
| 7.    | I have the freedom to adopt new techniques/education tools /strategies in teaching.                             | 27.3           | 54.5  | 9.1     | 9.1      |
| 8.    | I am able to achieve the minimum required course outcome attainment level for my class.                         | 36.4           | 63.6  | NIL     | NIL      |
| 9.    | I have taken sufficient steps to provide assistance to slow learners.   | 54.5           | 45.5  | NIL     | NIL      |
| 10.   | I have contributed to the curriculum and / or syllabus development.   | NIL            | 63.6  | 9.1     | 27.3     |



On an average 25.46 % Teachers are strongly agree, 63.61 % are agree, 5.46 % are neutral and only 5.46 % are disagreeing on various parameters made to check the satisfaction level of the teachers with the current syllabus of the various programmes designed by the Hemchand Yadaw Vishwavidyalaya, Durg. Overall Results shows that satisfaction level of Teachers are also declining on the Curriculum compared to the previous Years.

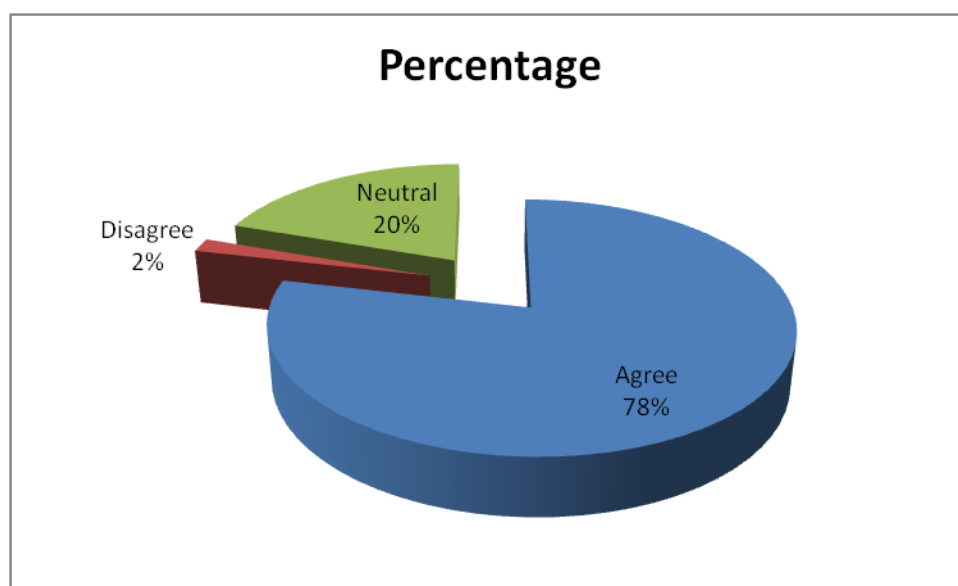


### Parent Feedback:

The online feedback from the parents is collected on the current syllabus of the various programmes and analyzed. We have received total 8 parent's feedback on the current content of the syllabus. Analysis of the total 8 feedback received from the parents is done as follows:

| Question No. | Curriculum Evaluation Points                                      | Response in% |          |         |
|--------------|---|--------------|----------|---------|
|              |   | Agree        | Disagree | Neutral |
| 1.           | आपके लिए यह गर्व की बात है कि आपकी बेटी इस कॉलेज में अध्ययनरत है। | 75.0         | NIL      | 25.0    |
| 2.           | आपके बच्चे के ज्ञान के स्तर में सुधार हो रहा है।                  | 75.0         | NIL      | 25.0    |
| 3.           | कॉलेज में सीखने के लिए अनुकूल माहौल है।                           | 75.0         | NIL      | 25.0    |
| 4.           | कॉलेज की वेब साइट जानकारी पूर्ण और नियमित रूप से अद्यतन होती है।  | 87.5         | NIL      | 12.5    |
| 5.           | कॉलेज प्रशासन सहयोग करता है।                                      | 75.0         | 12.5     | 12.5    |
| 6.           | प्राचार्य के साथ सीधे संवाद करना आसान है।                         | 75.0         | NIL      | 25.0    |
| 7.           | आपके बच्चे के लिए कॉलेज, एक सुरक्षित परिसर है।                    | 87.5         | NIL      | 12.5    |

On an average 78.57 % Parents are Agree, 1.78 % are neutral and 19.64 % are disagreeing with the Institute's overall Performance for the development.



Parents have also suggested for the following-

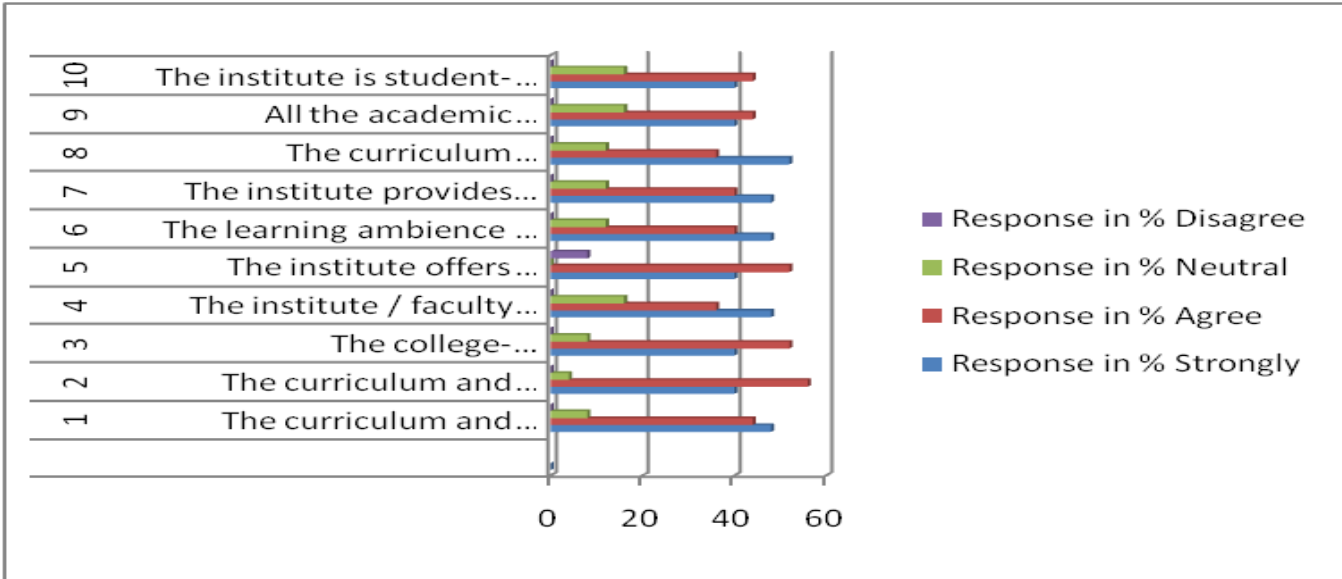
- Infrastructural development of the college building.
- Extension of laboratories, library, office etc.
- Starting of new PG , Certificate and Diploma programmes.
- Demanded for reference books, and good instruments in the college.
- Increase in the number of sanctioned post of teachers due to large number of enrolled students.
- Need of Canteen.
- Boundary wall and Security.
- Increase in ICT facilities.

### *Alumni Feedback:*

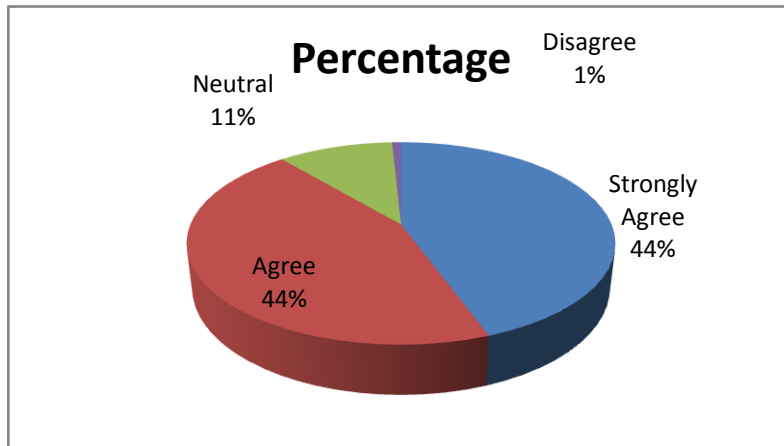
Our alumni are valuable for us. They provide us the inputs regarding improvement in facilities and employability of our students. We appeal our alumni to provide their sincere feedback on curriculum. We have received total 25 alumni online feedback on syllabus designed by Hemchand Yadav Vishwavidyalaya, Durg. Based on the comments of the alumni, the analysis is done as follows:

| Q.No. | Curriculum Evaluation Points  | Response in %  |       |         |          |
|-------|---|----------------|-------|---------|----------|
|       |   | Strongly Agree | Agree | Neutral | Disagree |
| 1.    | The curriculum and syllabus content were appropriate for my placement / higher education.   | 48.0           | 44.0  | 8.0     | 0        |
| 2.    | The curriculum and syllabus content were appropriate for my placement / higher education.   | 40.0           | 56.0  | 4.0     | 0        |
| 3.    | The college-institute tie ups were useful for me.   | 40.0           | 52.0  | 8.0     | 0        |
| 4.    | The institute / faculty helped me in to progress in higher studies.                         | 48.0           | 36.0  | 16.0    | 0        |
| 5.    | The institute offers sufficient scholarships to merit students and deserving students.      | 40.0           | 52.0  | 0.0     | 8.0      |
| 6.    | The learning ambience at the institute is good.   | 48.0           | 40.0  | 12.0    | 0        |
| 7.    | The institute provides sufficient opportunity to participate in extracurricular activities. | 48.0           | 40.0  | 12.0    | 0        |
| 8.    | The curriculum accommodates courses with experiential learning (Practicals)                 | 52.0           | 36.0  | 12.0    | 0        |
| 9.    | All the academic processes of the institute is transparent.                                 | 40.0           | 44.0  | 16.0    | 0        |
| 10.   | The institute is student-centric in all its academic initiatives.                           | 40.0           | 44.0  | 16.0    | 0        |





On an average 44.4 % alumni are strongly agree, 44.4 % are agree, 10.4 % are neutral while only 0.8 % of the students are disagree on various parameters designed to check the satisfaction level with the current syllabus of the various programmes offered by the Hemchand Yadaw Vishwavidyalaya, Durg.



Overall Analysis shows that compared to the previous years there is a negative Feedback on Curriculum by Students, Teachers and Parents while positive by the Alumni . So University needs to Redesigned their Curriculum according to the demand of stakeholders.

*This report is submitted to the Principal for necessary Action.*

  
**IQAC**  
 Coordinator

  
**PRINCIPAL**  
 Govt.Rajmata Vijaya Raje Sindhiya  
 Kanya Mahavidyalaya-Kawardha  
 Distt-Kabirdham (C.G.)